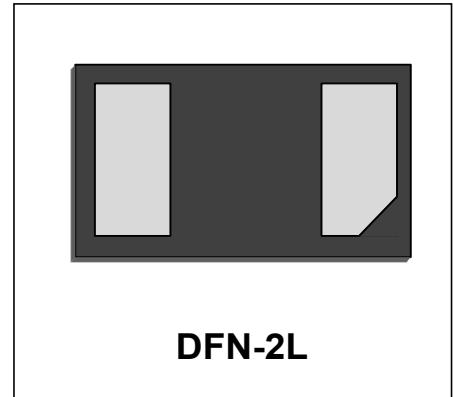




Features

- Small Body Outline Dimensions:
0.063" x 0.040" (1.6 mm x 1.0 mm)
- Protects one I/O or power line
- Low Clamping Voltage
- Working Voltage: 12V
- Low Leakage Current
- Response Time is Typically < 1 ns



IEC Compatibility (EN61000-4)

- IEC 61000-4-2 (ESD) $\pm 30\text{kV}$ (air), $\pm 30\text{kV}$ (contact)
- IEC 61000-4-4 (EFT) 40A (5/50ns)
- IEC 61000-4-5 (Lightning) 50A (8/20 μs)

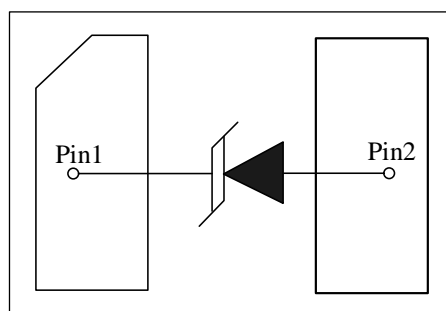
Mechanical Characteristics

- DFN-2L package
- Molding compound flammability rating:
UL 94V-0
- Marking: Marking Code
- Packaging: Tape and Reel per EIA 481
- RoHS Compliant

Applications

- Laptop Computers
- Cellular Phones
- Digital Cameras
- Personal Digital Assistants (PDAs)

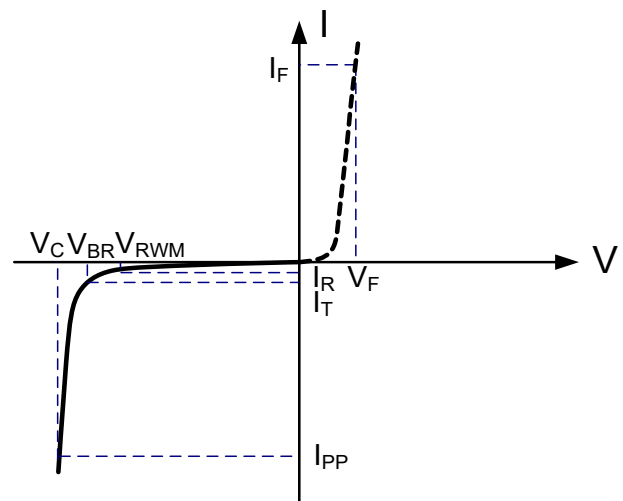
Schematic & PIN Configuration



Absolute Maximum Rating			
Rating	Symbol	Value	Units
Peak Pulse Power ($t_p=8/20\mu s$)	P_{PP}	1500	Watts
Peak Forward Voltage ($I_F = 1A, t_p=8/20\mu s$)	V_{FP}	1.3	V
Operating Temperature	T_J	-55 to + 125	$^{\circ}C$
Storage Temperature	T_{STG}	-55 to +150	$^{\circ}C$

Electrical Parameters (T=25 $^{\circ}C$)

Symbol	Parameter
I_{PP}	Reverse Peak Pulse Current
V_C	Clamping Voltage @ I_{PP}
V_{RWM}	Working Peak Reverse Voltage
I_R	Reverse Leakage Current @ V_{RWM}
V_{BR}	Breakdown Voltage @ I_T
I_T	Test Current
I_F	Forward Current
V_F	Forward Voltage @ I_F



Electrical Characteristics

DW12DP-S						
Parameter	Symbol	Conditions	Minimum	Typical	Maximum	Units
Reverse Stand-Off Voltage	V_{RWM}				12	V
Reverse Breakdown Voltage	V_{BR}	$I_T=1mA$	13		17	V
Reverse Leakage Current	I_R	$V_{RWM}=12V, T=25^{\circ}C$			200	nA
Peak Pulse Current	I_{PP}	$t_p=8/20\mu s$			50	A
Clamping Voltage	V_C	$I_{PP}=50A, t_p=8/20\mu s$			30	V
Junction Capacitance	C_j	$V_R = 0V, f = 1MHz$		265		pF

Typical Characteristics

Figure 1: Peak Pulse Power vs. Pulse Time

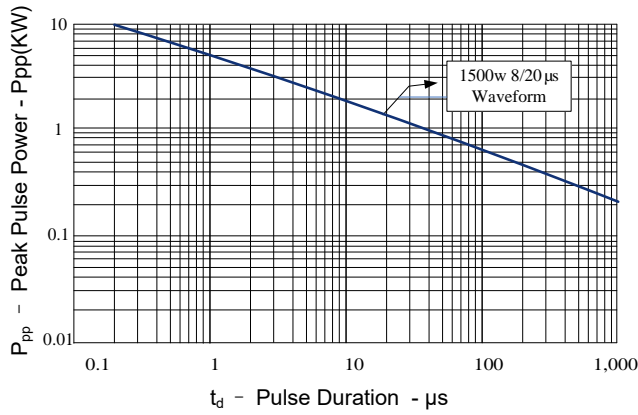


Figure 2: Power Derating Curve

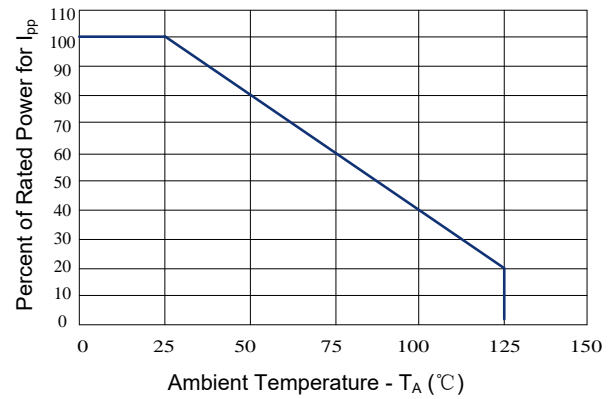


Figure 3: Clamping Voltage vs. Peak Pulse Current

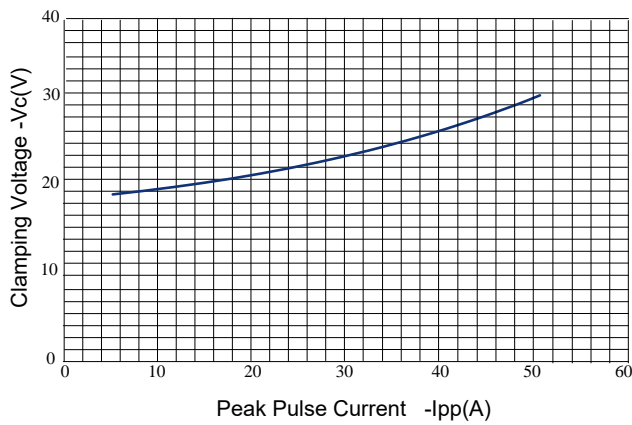


Figure 4: Normalized Junction Capacitance vs. Reverse Voltage

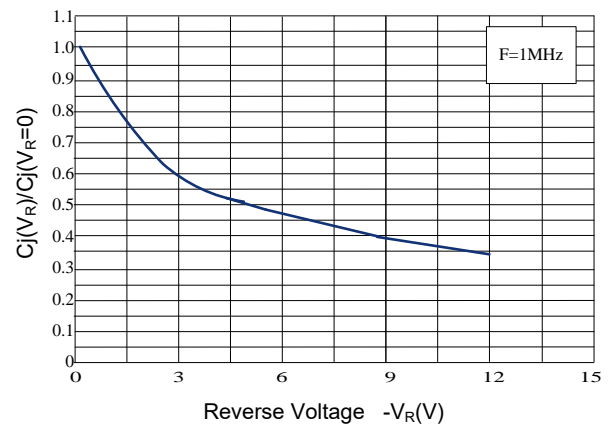
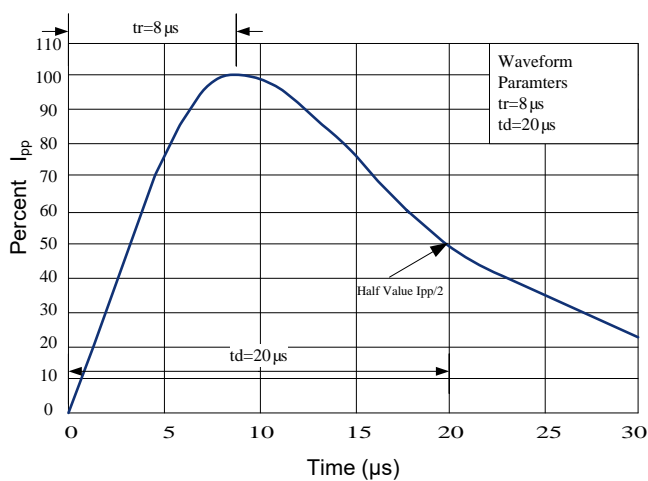


Figure 5: 8/20μs Pulse Waveform





Outline Drawing –DFN-2L

PACKAGE OUTLINE

DFN-2L

DIMENSIONS			
SYMBOL	MILLIMETER		
	MIN	NOM	MAX
A	0.450	0.500	0.550
A1	0.000	0.020	0.050
b	0.750	0.800	0.850
c	0.10	0.150	0.200
D	1.550	1.600	1.650
e	1.1BSC		
E	0.950	1.000	1.050
L	0.350	0.400	0.450
L1	0.05REF		
h	0.150	0.200	0.250

Land Pattern

Marking Codes

Part Number	Marking Code
DW12DP-S	

Package Information

Qty: 3k/Reel